

How to Register Online for Activities at Mason Community Center - page 1

Online registration is easy!

- If you don't already have an account, call Mason Community Center at 513.229.8555 or stop in to open one. It's free and open to all, regardless of membership and residency.

To begin, click on "register now" on almost any page at www.imagemason.org.



Enter your username and password and click "log in."

Click "Browse Activities" for activities of all types or click one of the photos to see activities of the corresponding type.

- TIP - If you just want to browse, you don't have to sign in first. Just click any picture to get started, or use the Search...Activities button in the left navigation area.
- TIP – Don't see the activity you are looking for? Use the search fields at the top of the list of activities. If you search by Activity Number, other search terms will be ignored. Be sure to click the Search button after you have made your selections.
- TIP – For more search options, click the "Show Search Criteria" box.
- TIP – Activity numbers are listed in the *CenterPoint* activity guide that is mailed every other month.

A search form with three dropdown menus: "Type:" with options "All Types", "aquatics", "camps"; "SubType:" with option "All Sub Types"; and "Age:" with options "All Ages", "3 months", "6 months". Below the dropdowns is an "Activity Number Search" input field containing "0". A "Show Search Criteria" button is below the input field. At the bottom are "Search" and "Reset" buttons. The text "Activity Search Results" is partially visible at the bottom of the form.

How to Register Online for Activities at Mason Community Center - page 2

When you see an activity you are interested in, click the shopping cart button at the left of line for the day and time you are interested in. Please note that some classes may be listed as Unavailable (the class may have already begun or registration hasn't opened yet,) Cancelled, or Full.

321603 - Tummy Time Class

Tummy Time is a trademarked tummy time class where parents and/or caregivers can bond with their babies and learn the skills needed to creatively help their babies love and benefit from tummy time. This class is taught by a certified Tummy Time teacher and combines infant massage, baby yoga, acupressure, reflexology and craniosacral techniques with tummy time activities in a fun and pleasurable atmosphere. Get to know other moms and dads during a group discussion time lead by your tummy time tutor where you will have the opportunity to share your experiences, concerns and questions.

* The program is for pre-crawlers. The age recommendation is typically birth to five months. However, babies older than 5 months that are not crawling are welcome to participate.


* Expecting mothers are welcome to register for the most appropriate session based on their due date.

* Fees are per baby - caregivers bringing more than one baby to the session will receive a discount for each additional child. The fee for each additional child is a flat rate of \$40.

* Please bring a blanket to each class.

Activity	Description	Dates	Times	Days	Location	Ages	
 321603-01	Tummy Time Class	04/04/13-04/25/13	10:30A-11:15A	Th	Mason Community Ctr	Birth to 9 months	Available ⓘ
 321603-02	Tummy Time Class	05/02/13-05/23/13	10:30A-11:15A	Th	Mason Community Ctr	Birth to 9 months	Available ⓘ
 321603-05	Tummy Time Class	03/21/13-03/21/13	10:30A-11:15A	Th	Mason Community Ctr	Birth to 9 months	Unavailable ⓘ

- TIP – Even if you aren't sure you want to enroll for an activity, go ahead and click the shopping cart. The activity will be listed in your selection list at the bottom of the screen. You can make your final choice later. Here's what the list looks like:



When you are ready to check out, click the Enroll Now button at the bottom of your screen.

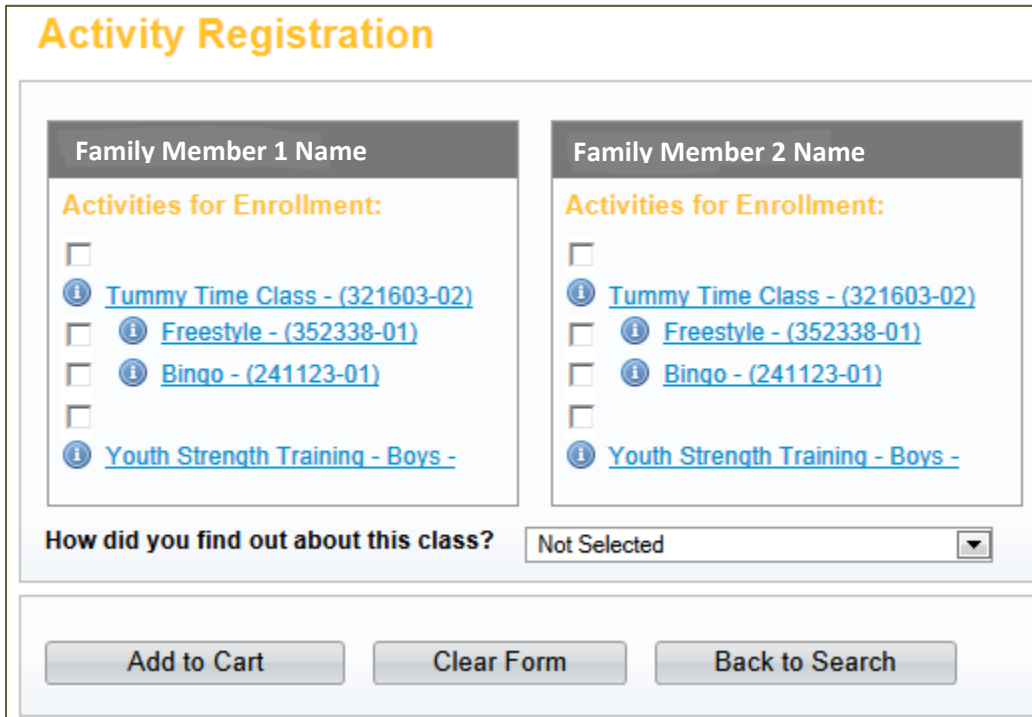


If you haven't already logged in, you will be asked to do so before proceeding.

How to Register Online for Activities at Mason Community Center - page 3

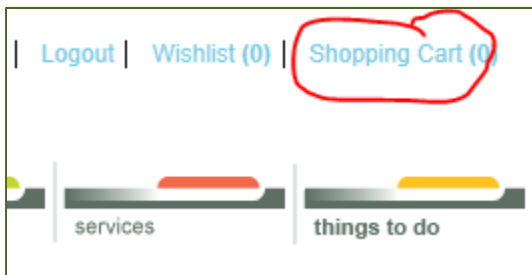
Each class will be listed under each member of your household. Click the boxes for the activities you want to enroll each member in. If there are any conflicts (outside the age range, for example), you will receive a message.

- TIP – if you decide not to enroll in an activity, just don't check it. There's no need to clear the form and start over.



The screenshot shows the 'Activity Registration' form. It is divided into two columns for 'Family Member 1 Name' and 'Family Member 2 Name'. Each column has a section titled 'Activities for Enrollment:' with a list of activities and checkboxes. The activities listed are: Tummy Time Class - (321603-02), Freestyle - (352338-01), Bingo - (241123-01), and Youth Strength Training - Boys -. Below the columns is a dropdown menu labeled 'How did you find out about this class?' with 'Not Selected' chosen. At the bottom are three buttons: 'Add to Cart', 'Clear Form', and 'Back to Search'.

- TIP – you can go back and forth between the Shopping Cart and the list of activities as many times as you wish. Use the Shopping Cart button at the top of the page to view the items in your cart.



When you are ready to check out, follow the prompts to complete your transaction.

If you encounter any difficulties, please call Mason Community Center at 513.229.8555. We'll be glad to answer your questions or complete your registration for you.